






































































Catalog

EASY LINK

5001	ASDLA 1.65X3 FT 0.6	ASDLA 3.75X6.65 FP 0.6X1.1	ASDLA 3.2X2.1 FT 0.5	TONDDO 2.7 FT 0.75	TONDDO 3 FT 0.6	5005 NE ESISTONO 2 LANA CON ULTIME SISTEMI 5123	5006	TONDDO 2.6 FT 0.7	TONDDO 3.3 FT 0.8	TONDDO 5.2 FT 1.5	5009	TONDDO 3.2 FT 0.9	ASDLA 1.2X2.1 FT 0.5	
5011	ASDLA 2.6X5.6 FT 0.7	TONDDO 5.7 FMT 2X1	TONDDO 2.6 FT 0.6	TONDDO 3.4 FT 0.6	5015	DVALE 2.5X5.3 FT 1.7	5016	TONDDO 4.4 FT 1.0	TONDDO 2.6 FT 0.45	TONDDO 2.5 FT 0.8	5019	TONDDO 4 FT 1.1	TONDDO 3.2 FT 1.1	
5021	ASDLA 0.95X2 FT 0.5	DVALE 2.5X3.5 FT 0.8	TONDDO 2.6 FT 0.8	TONDDO 2. FT 0.45	5025	TONDDO 2.5 FT 0.9	5026	TONDDO 3 FT 0.8	ASDLA 4X3 FT 0.8	5028	TONDDO 2.5 FT 0.8	5029	TONDDO 2. FT 0.5	
5031	DVALE 3.7X4.7 FMT 1.3X2.5	TONDDO 4.8 FT 0.6	DVALE 3.6X6.8 FT 0.6	TONDDO 2.3 FT 0.6	5035	ASDLA 4.5 x 2.7 FT 0.7	5036	TONDDO 0.9 chiuso non da ammagliare FT 0.7	5037	TONDDO 9.0 FT 0.8	5038	TONDDO 5.5 FT 0.8	5040	DVALE 3.5X7 FT 0.7
5041	TONDDO 1.5 FT 0.50	TONDDO 1.7 FT 0.65	ASDLA 2.9X5.1 FT 0.8	ASDLA 5.65 x 3.2 FT 1.0	5045	ASDLA 4.3 x 2.7 FT 0.5	5046	ASDLA 6.65X3.3 FT150	5047	RONDDO 5.6 x 3.2 FT 0.6	5048	TONDDO 3.4 FT 0.8	5049	TONDDO 1.0 FT 0.5
													5050	ASDLA 4.8 x 2.4 FT 0.8

5051		5052		5053		5054		5055		5056		5057		5058		5059		5060	
TONDDO 1,8 FT 0,70		TONDDO 1,5 FT 0,45		TONDDO 1,5 FT 0,60		TONDDO 2,5 FT 0,60		TONDDO 1,5 FT 0,80		TONDDO 3,0 FT 1,0		TONDDO 5,0 FT 1,0	TONDDO 2,4 FT 0,5		ASDLA 7,25 X 3,90 FT 1,20		TONDDO 2, FT 0,60		
5061		5062		5063		5064		5065		5066		5067		5068		5069		5070	
TONDDO 5,5 FT 1,50		DVALE DRIZ. INT 2,94X2,14 FT 0,63		DVALE DRIZ. INT 4,26X2,79 FT 1,0		ASDLA 3 X 7,3 FMT 1,5 X 2,2		TV 5,7 X 8,3 FT 1,30	ovale A PUNTA	ovale A PUNTA	ovale A PUNTA	ovale A PUNTA	ovale A PUNTA	ovale A PUNTA	TONDDO 3,0 FT 0,90	ovale A PUNTA			
5071		5072		5073		5074		5075		5076		5077		5078		5079		5080	
ovale		DVALE DRIZ. INT 3,5 X 6 FP 1,9 X 1,0		TONDDO 2,0 FT 0,33		ASDLA 1 X 2,15 FT 0,65		ASDLA 1,2 X 3,0 FT 0,65	TONDDO 2,7 FT 0,80	ovale A PUNTA	ovale A PUNTA	ovale A PUNTA	ovale A PUNTA	ovale A PUNTA	ovale A PUNTA	TONDDO 2,0 FT 0,55			
5081		5082		5083		5084		5085		5086		5087		5088		5089		5090	
ovale A PUNTA		TONDDO 1,8 FT 0,80		TONDDO 4,5 FT 0,90		TONDDO 2,10 FT 0,50		DVALE INT 3,9 X 5,5 FT 0,70	TONDDO 4 FT 1,0	TONDDO 3,4 FT 1,3	DVALE INT 2,85 X 2,4 FT 1,0	TONDDO 3,4 FT 1,3	DVALE INT 1,0 X 1,55 FT 0,40	TONDDO INT 1,60 FT 0,40					
5091		5092		5093		5094		5095		5096		5097		5098		5099		5100	
TONDDO INT 1,90 FT 0,35		TONDDO INT 1,60 FT 0,35		DVALE INT 2,1 X 1,20 FT 0,30		TONDDO INT 1,20 FT 0,30		DVALE INT 3 X 6 FT 0,60	DVALE INT 2 X 4 FT 0,60	DVALE INT 2,5 X 5 FT 0,60	ASDLA 10 X 4 FT 0,70	DVALE INT 2,5 X 5 FT 0,60	ASDLA 10 X 4 FT 0,70	TONDDO 2,0 FT 0,70					

5101	TONDD 2,30 FT 0,35	TONDD 7,0 FT 0,70	DVALE INT 4,2 X 9,10 FT 1,0	TONDD INT 8,8 FT 1,0	ASDLA 2 X 4,4 FT 0,60	ASDLA 2,5 X 5,5 FT 0,75	DVALE 3,0 X 1,50 FT 0,60	DVALE 2,0 X 1,30 FT 0,60	DVALE 1,45 X 2,35 FMT 1,6X0,55	DVALE TONDD 5,50 FT 0,60
5111	TONDD 5,0 FT 0,70	ASDLA 1,2 X 3,0 FT 0,70	DVALE INT 2,3 X 4,5 FT 0,70	5114 DVALE 2,3 X FMT 1,2 X 0,6	5115 ASDLA 4,5 3,0 X 5,5 FMT 1,2 X 0,6	5116 TONDD 2,80 FT 0,75	5117 DVALE DRIZ. INT 2,7 X 3,7 FT 0,80	5118 TONDD 1,20 FT 0,50	5119 DVALE DRIZ. INT 5,31 X 7,09 FT 1,52	5120 TONDD 2,03 FT 0,76
5121	ASDLA 2,6X5,6 FT 0,9	ASDLA 2,7X4,8 FT 0,8	5123 NE ESISTONO E UNA CON VECCHI SISTEMI 5005 TONDD 3,0 FT 0,60	5124 FMT 0,85 X 0,35 ovale INT 2,25 X 3,25	5125 FMT 1,30 X 0,5R0,85	5126 ovale INT 2,20 X 1,50 FT 0,70	5127 DVALE DRIZ. INT 5,21 X 7,24 FT 1,52	5128 TONDD 2,50 FT 1,0	5129 ASDLA 2 X 4 FT 1,0	5130 DVALE 3,55 X 6,15 FDV 1,65X0,8
5131	TONDD 3,40 FT 0,90	ovale INT 3,44 X 4,96	5133 TONDD 1,60 FT 0,45	5134 TONDD 1,20 FT 0,45	5135 BIOCCA A VERSO PER FT 1,2	5136 BIOCCA A VERSO PER FT 1,2	5137 BIOCCA A VERSO PER FT 1,2	5138 BIOCCA A VERSO PER FT 1,2	5139 FMT 1,30 X 0,5R0,85	5140 FMT 1,30 X 0,5R0,85
5141	ovale INT 1,40 X 2,50	5142 ovale 5,3 X 3,8 FT 0,70	5143 TONDD 5,09 FT 1,52	5144 DVALE DRIZ. INT 2,8 X 3,76 FT 0,76	5145 TONDD 3,05 FT 0,76	5146 DVALE DRIZ. INT 4,51 X 7,31 DIS FT 1,29 FILD13	5147 TONDD 3,20 FMT 2,0 X 1,0	5148 CAMPIRE BOLLATI DVALE DRIZ. INT 3,2 X 6,4 FT 0,90 il suo 0,91	5149 FT 0,75 MACINA FATTA DA LORO NEL SOLI APERTURA ASDLA INT 2,4 X 1,06	5150 DVALE DRIZ. INT 1,4 X 2,5 FT 0,70

5151		TONDDO INT 1.20 FT 0.35
5152	 ovale ET 90 NICHEL	10.13x7.02 FT 1.50
5153		ASOLA 3.55 x 9.75 FT 0.45
5154		TONDDO 1.4 FT 0.50
5155		ASOLA INT 0.90 X 2.6 FT 0.60
5156		TONDDO 2.8 FT 0.45
5157		TONDDO 2.3 FT 0.45
5158		TONDDO 7.55 FT 0.45
5159		DVALE 2.8 X 1.55 FT 0.45
5160		DVALE 3.55 x 2.0 FT 0.45
5161		DVALE 4.4 x 2.5 FT 0.45
5162		DVALE 5.15 x 2.95 FT 0.45
5163		DVALE 5.15 x 2.95 FT 0.45
5164		TONDDO 2.5 FT 0.55
5165		TONDDO 2.3 FT 0.70
5166		DVALE INT 1.1 X 1.7 FT 0.60
5167		TONDDO 1.80 FT 0.45